


# COLOR SELECTION CHART

## Standard Colors 900 Series



White  
(W)



Almond  
(A)

Refer to catalog listings for standard and special color availability. Use color codes in parentheses when specifying and ordering. Custom colors are also available on 900 Series. Special and Optional Colors subject to setup charges. Colors represented are approximate.

## Special Colors 900 Series




Metallic Silver  
(AE)




Metallic Charcoal  
(CM)



Bronze  
(BZ)



Aluminum  
(AL)



Semi-Gloss Black  
(BK)