








COMMERCIAL PRODUCTS

Duct Heaters


Open Coil Duct Heater	Finned Tubular Duct Heater	Heaters for Air Handlers and Custom Heaters
		

Open Coil Heater with round duct transitions	Outdoor UL listed 3R
	




Explosion-Proof Duct Heaters

Ultra-Safe EXP Duct Heater	EP2 Explosion-Proof Duct Heater	Custom EXP Duct Heater
227 Series	220 Series	
		

Explosion-Proof Unit Heaters

Ultra-Safe EXP Explosion-Proof Unit Heater	Compact Explosion-Proof Unit Heater	Explosion-Proof Convactor
233 Series	236 Series	254 Series
		




Fan Forced Unit Heaters

Washdown/Corrosion Resistant Unit Heater	Industrial Unit Heater	Unit Heater
TRIAD (234) Series	IUH (238) Series	UHIR (240) Series
		




Unit Heater
ULIR (925) Series


Wall Heaters

Architectural Wall Heater	Commercial Wall Heater	Small Wall Heater
WAI (933) Series	WCI (932) Series	CCI (931) Series
		

Register Wall Heater	Cabinet Unit Heater	Small Wall Heater
WRI (930) Series	CUI (922) Series	WCZ (950) Series
		

Plenum Heaters



Plenum Unit Heater for confined spaces	Plenum Unit Heater for enclosed spaces	Low Profile Plenum Heater
UHP (961) Series	UHHP (962) Series	UHLP (963) Series
		

COMMERCIAL PRODUCTS




Ceiling Heaters

Commercial Ceiling Heater	Commercial Ceiling Heater	Commercial Ceiling Heater
CDI (937) Series	CCI (931) Series	CLI (941) Series
		

Floor Heaters


Toe-Space Heater	Fan Forced Floor Heater
TSI (938) Series	FFI (939) Series
	

Radiant Heaters

AS Series	Cove Heater	Invizatherm
	RCI (918) Series	STT
		

Invizatherm Thin
STS


Heat Trace

Self Regulating Cable


Baseboard and Convector Heaters

General Compact Baseboard Heater	Industrial Steel Sill-Height Convector	Architectural Aluminum Sill-Height Flat Top Convector
BBI (903) Series	BISI/BII (905/907) Series	BCI (906) Series
		

Commercial Steel Slope-Top Convector	Commercial Steel Sill-Height Convector	Commercial Steel High Watt Density Sill-Height Convector
BASI (908) Series	BAI/BAPI (909/911) Series	LBAI/LBAPI (912/913) Series
		

Mini Architectural Aluminum Draft Barrier	Architectural Aluminum High Watt Density Draft Barrier
BMI (914) Series	BHI (916) Series
	

Controls

SCR	Step Controller	Thermostats
