

918I Series

ARCHITECT'S AND ENGINEER'S SPECIFICATIONS*

Furnish and install where indicated on the plans, Type 918 Series Cove heaters as manufactured by Indeeco®. Heaters shall be cULus listed. The heater shall be designed to provide radiant and convection heating in the area to be heated.

FRONT PANEL: The front panel which is the radiating surface shall be of extruded aluminum, coated with "high temperature" rated textured powder coat paint to achieve a high radiating efficiency. The backside of the front panel shall have a formed section to hold the heating element. The backside is to include the crossover wires at the bottom of the extrusion to be able to wire the heater from either end.

BACK SHIELD: The back shield shall be formed of 24-gauge plated steel and be able to spring into place without hardware. The heater shall be open on top and bottom to permit maximum convection heating of room air.

ELEMENT: The heating element wire shall consist of high resistance nickel-chrome alloy wire, embedded in high purity magnesium oxide, and encased in a metal sheath for maximum strength and corrosion resistance.

INSTALLATION: Mounting brackets shall be included with the heaters for mounting on any wall surface. Heaters shall be completely assembled and pre-wired for either single or multiple-heater installations. Heater construction shall permit supply wiring to be brought in and connected at either end of the heater. All capacities, voltages, physical sizes and options shall be as specified in the heater schedule.

**Indeeco reserves the right to change specifications without prior notice.*

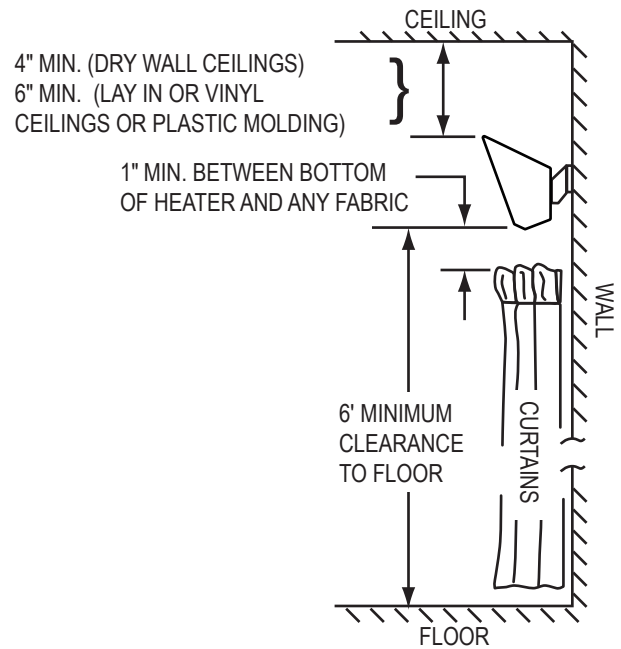
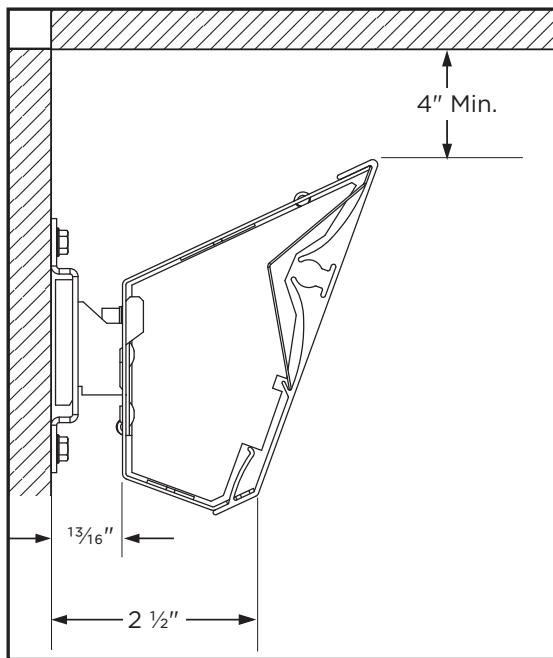
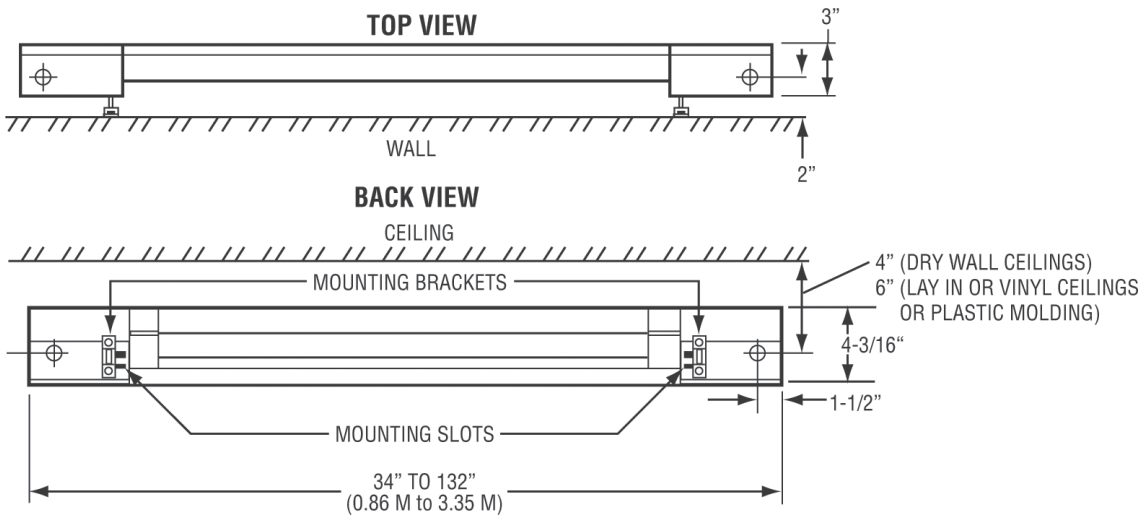
Models & Specifications:

ITEM INFORMATION	ELECTRICAL DATA				DIMENSIONAL DATA	
	CATALOG NO.	VOLTS	WATTS	BTU/HR.	AMPS	LENGTH
918IR-4524-W	240	450	1536	2.2	34"	4 lbs
918IR-6024-W	240	600	2048	2.5	47"	6 lbs
918IR-7524-W	240	750	2560	3.1	59"	7 lbs
918IR-9024-W	240	900	3072	3.7	71"	8 lbs
918IR-10524-W	240	1050	3583	4.4	83"	9 lbs
918IR-12024-W	240	1200	4095	5.0	94"	10 lbs
918IR-15024-W	240	1500	5120	6.2	118"	13 lbs
918IR-18008-W	208	1800	6142	8.7	132"	15 lbs
918IR-4512-W	120	450	1536	2.2	34"	4 lbs
918IR-4508-W	208	450	1536	2.2	34"	4 lbs
918IR-6012-W	120	600	2048	5.0	47"	6 lbs
918IR-6008-W	208	600	2048	2.9	47"	6 lbs
918IR-6027-W	277	600	2048	2.2	47"	6 lbs
918IR-7512-W	120	750	2560	6.2	59"	7 lbs
918IR-7508-W	208	750	2560	3.6	59"	7 lbs
918IR-7527-W	277	750	2560	2.7	59"	7 lbs
918IR-9012-W	120	900	3072	7.5	71"	8 lbs
918IR-9008-W	208	900	3072	4.3	71"	8 lbs
918IR-9027-W	277	900	3072	3.2	71"	8 lbs
918IR-10512-W	120	1050	3583	8.8	83"	9 lbs
918IR-10508-W	208	1050	3583	5.0	83"	9 lbs
918IR-10527-W	277	1050	3583	3.8	83"	9 lbs
918IR-12012-W	120	1200	4095	10.0	94"	10 lbs
918IR-12008-W	208	1200	4095	5.8	94"	10 lbs
918IR-12027-W	277	1200	4095	4.3	94"	10 lbs
918IR-15008-W	208	1500	5120	7.2	118"	13 lbs
918IR-15027-W	277	1500	5120	5.4	118"	13 lbs
918IR-18024-W	240	1800	6142	7.5	132"	15 lbs
918IR-18027-W	277	1800	6142	6.5	132"	15 lbs

Optional Accessories:

CATALOG NO.	DESCRIPTION	SHIP WT.
918IR-T-W	Integral Thermostat: Range 45-90°F with Positive Off	1 lbs
918IR-SP-W	Splice Plate Assembly	2 lbs

Dimensions and Clearances:



No matter the industry or application, Indeeco has a robust portfolio of innovative, reliable, high-performance comfort heating and ventilation solutions for all your heating needs.